


Lechuza®

T H E O R I G I N A L 

Lechuza®

20 YEARS

2000

2020

SAVE THE BEES:
DO SOMETHING GOOD
FOR THE ENVIRONMENT

URBAN GARDENING
IDEAS AND TIPS

NEW & INSPIRED BY LECHUZA

Discover our inspiring new pages
with home décor and DIY ideas!

YOU ARE

Welcome
HERE

**Always an
eye-catcher**

... whether as a small table
planter or large floor planter for
trendy greens, LECHUZA has
the right home for every plant.

WE'RE EXCITED YOU ARE HERE!

Join us in celebrating LECHUZA's 20th anniversary!

Has it really been 20 years since we introduced our first designer planter with its innovative irrigation system to professionals with green thumbs? We have had a remarkable success story since then. From the beginning, our planters convinced plant and design aficionados alike – within their homes, outside on balconies, or in gardens. And today we are proud to present an impressive portfolio full of unique planters to suit every taste.

Plants – and the many possibilities they offer you to transform your own home, patio, or office into a green oasis – inspire us to come up with fresh ideas every day. This is why we have created this new catalog to show you the many home, décor and do-it-yourself ideas you can use to make your favorite spot a little more beautiful and comfortable.

Flip through the pages and let LECHUZA inspire you!

Your LECHUZA team

PS: YOU WILL FIND AN OVERVIEW OF OUR WIDE ASSORTMENT
STARTING ON PAGE 62

Lechuza®

20 YEARS

2000

2020

**For 20 years we have remained
committed to ...**

- Sustainable production in Germany
- The highest quality materials and products
- Our intelligent irrigation system
- Unique, award-winning designs

FIND US ON SOCIAL MEDIA



@LECHUZADEUTSCHLAND



@LECHUZA.WORLD



YOUTUBE.COM/LECHUZA

Lechuza



NATURAL EYE-CATCHER – P. 8



SUMMER IN THE CITY – P. 26



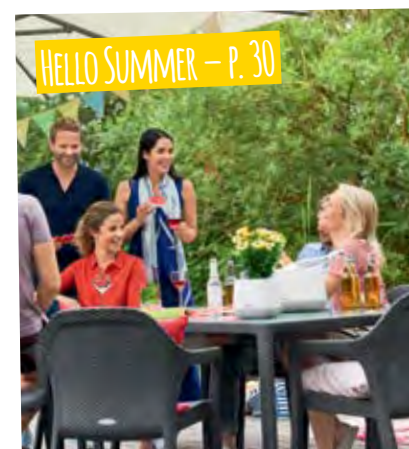
OUTDOOR KITCHEN – P. 16



A BREATH OF ELEGANCE – P. 20



URBAN GARDENING – P. 22



HELLO SUMMER – P. 30



SAVE THE BEES! – P. 32



BLOSSOM'S BAKERY – P. 34



PERFECT CLIMATE – P. 36



LUXURY LINE – P. 40



JAPANDI – P. 44



EXTRAORDINARY ORCHIDS – P. 48



A FEEL FOR SPACE – P. 50



YOUR PLANT PAL – P. 54

Page 6

LECHUZA'S 20TH ANNIVERSARY
Interesting facts about the plant pros

Page 8

NATURAL EYE-CATCHER
Set exciting accents with plants

Page 12

WATER IS LIFE
The original irrigation system at a glance

Page 16

OUTDOOR KITCHEN
Cook, live, enjoy

Page 20

A BREATH OF ELEGANCE
Modern chic for outdoor plantings

URBAN GARDENING
Creative space saver for herbs

SUMMER IN THE CITY
The perfect summer oasis

HELLO SUMMER
Tips for the perfect garden party

SAVE THE BEES
Do something good for the environment

BLOSSOM'S BAKERY
Baking with candied blossoms

Page 22

Page 26

Page 30

Page 32

Page 34

Page 36

Page 40

Page 44

Page 48

Page 50

PERFECT CLIMATE
Which plants are right for which space?

LUXURY LINE
Meet HAVALO

JAPANDI
The best of both design worlds – Japan meets Scandi

EXTRAORDINARY
Unique orchids

A FEEL FOR SPACE
Design tips for large and small rooms

OJO – YOUR PLANT PAL
Make gardening child's play

LECHUZA PLANT SUBSTRATES
The right substrate for every application

OUR ASSORTMENT
All of our products at a glance

LECHUZA AT THE POS
How to find us at your local retailer

Page 54

Page 58

Page 62

Page 82



LECHUZA'S 20TH ANNIVERSARY

So much can happen in 20 years. Whether you are already a long-standing customer or would like to become one, the trust you place in us every day confirms that we are on the right path. Thank you!

Lechuza®

20 YEARS

2000

2020

MADE IN GERMANY FOR 20 YEARS

Since we started out in 2000, we have been committed to high-quality production right here in Germany. This is why we are still headquartered in the Central Franconian town of Zirndorf and manufacture our planters and furniture in nearby Dietenhofen. Why change a good thing that has proven itself for so many years?

20 YEARS OF SUSTAINABILITY

We treat energy and resources with the utmost responsibility. This is why we also make sure that we work in an energy-efficient, resource-conserving manner. Moreover, we have always been committed to the environment, only manufacturing durable, long-lasting products that our customers can enjoy for years.

20 YEARS OF PIONEERING DESIGN

Manufacturing beautiful and functional planters has been important to us from the beginning. Our innovative ideas blend useful features with aesthetic design, reinforcing our role as a pioneer in the market. We created the original LECHUZA system, and we have inspired the industry time and again with our years of expertise and creativity.

OVER

20

INTERNATIONAL
DESIGN AWARDS

JUST SOME OF OURS



20 YEARS OF QUALITY

1A

From the very beginning, we have exclusively used premium plastics, and we process these with the help of our specialized knowledge of planters and furniture that meet the highest possible quality standards. Our stylish, solvent-free finishes not only lend our products their unmistakably aesthetic appearance, they also ensure maximum scratch resistance and UV resistance.

OUR PLANTERS
ARE FULLY
RECYCLABLE

PLANTER LINERS
MADE FROM

100%
RECYCLED*
MATERIAL

WE PROCESS

990 T

OF RECYCLED*
PLASTICS
PER YEAR

100%

REUSE
OF PLASTIC
WASTE IN
PRODUCTION

EFFORTS INCLUDE

70%

OF THE WATER WE USE
FOR PRODUCTION
COMES FROM
CISTERNS

* Post-Industrial Material (regrind)

Natural Eye-Catcher

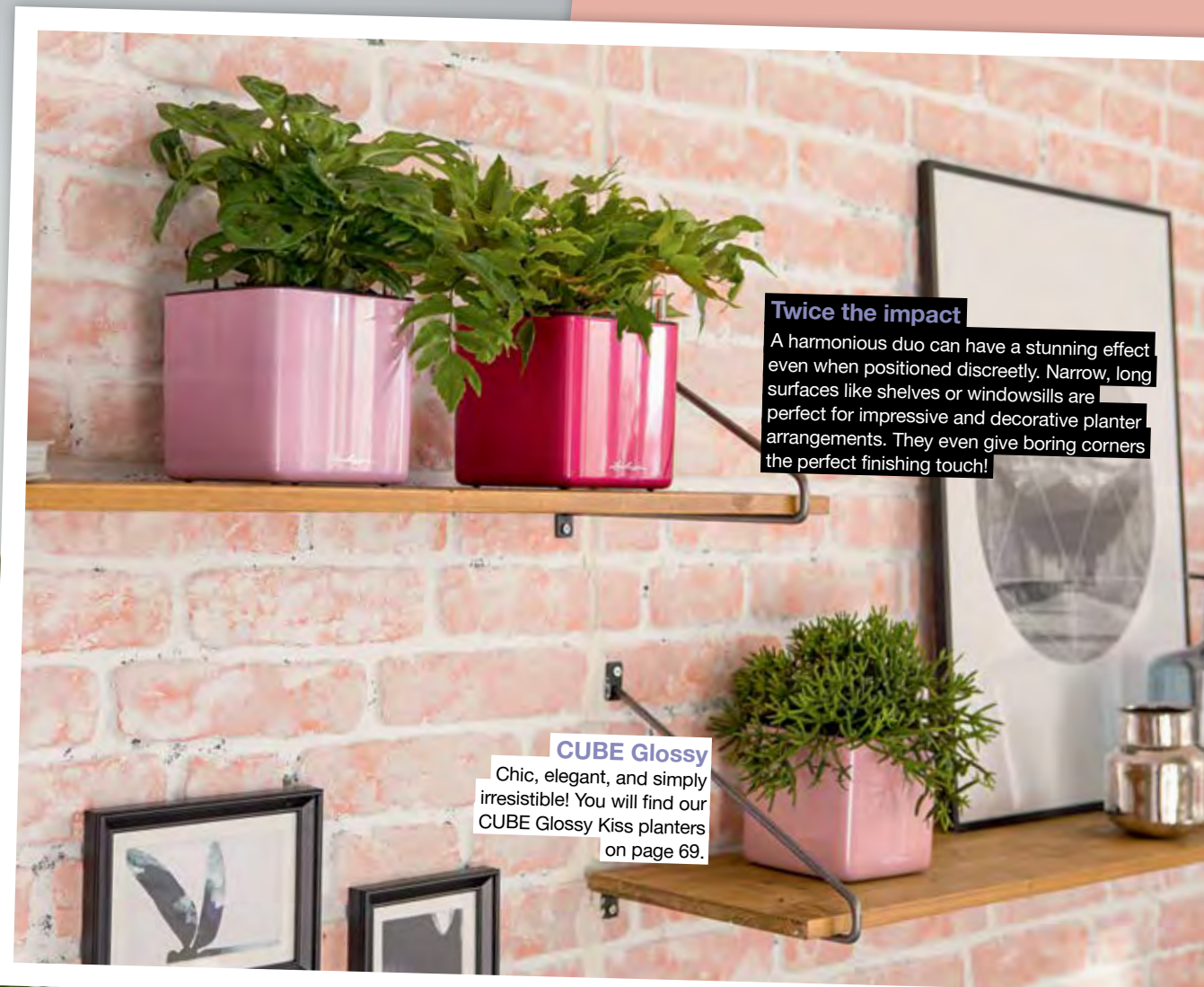
SET EXCITING ACCENTS WITH PLANTS

Put the spotlight on your green roommates and turn every space into a green oasis. A gorgeous plant in a beautiful planter may look good, but it can get lost in the background if it disappears in a corner behind furniture. Learn how to transform your plants into genuine indoor stars!



Stronger together

Tiny planters with miniature cacti or succulents make an even greater impact when grouped together. An exciting blend of different planters lets you create totally unique plant arrangements.



Twice the impact

A harmonious duo can have a stunning effect, even when positioned discreetly. Narrow, long surfaces like shelves or windowsills are perfect for impressive and decorative planter arrangements. They even give boring corners the perfect finishing touch!

CUBE Glossy

Chic, elegant, and simply irresistible! You will find our CUBE Glossy Kiss planters on page 69.

Trend alert!

Unassuming design with a stylish shine in sophisticated charcoal. CUBE Glossy makes every plant a star. Page 69



A GREEN WALL CREATES SPACE FOR PLANTS

The backdrop steals the show!

Green roommates can be positioned in front of a white wall or white background to ensure they make a real impact. This brings out the colors and showcases plants like extravagant works of art. A unique variation on this theme are green walls. Small green plants can be added to the wall in any number of ways. Your guests will certainly notice these little green wonders.



A green wall without all the work
Create living art for your home with our Green Wall Home Kit on page 69.

Everything good comes from above!

Macramés are a great way to beautify your space with hanging plants. The combination of woven cotton yarn and a beautiful planter makes a real impact and is easy to design yourself. And these "hanging gardens" are not just magnificent, they also save space!

YULA Macramé

Space saving and super trendy. You will find this must-have on page 77



Water is Life!

FOR PEOPLE AND PLANTS

Plants need three essential things to grow and thrive: plenty of sunlight, soil that is jam-packed with nutrients, and naturally, water. Let us show you how simple plant care can be!



Just as nature intended!

Watering plants is not always easy. Water them too little and they will dry out; water them too much and you run the risk of waterlogging. This is why we developed an intelligent watering system that allows plants to receive just the right amount of water they need – just as nature intended.

Simple, efficient, one of a kind!

Our intelligent irrigation system imitates a natural environment for plants. Our LECHUZA-PON plant substrate supports plants and gives them all the important nutrients they need. It also regulates the supply of water to the roots so that the plant always receives the right amount of water without the risk of waterlogging.

Magnificent plants that thrive!

Even without a green thumb, our irrigation system lets you enjoy an abundance of green leaves and colorful flowers just as nature intended. All you need to do is ensure that there is enough water in the reservoir after repotting.

Water once, then sit back and relax!

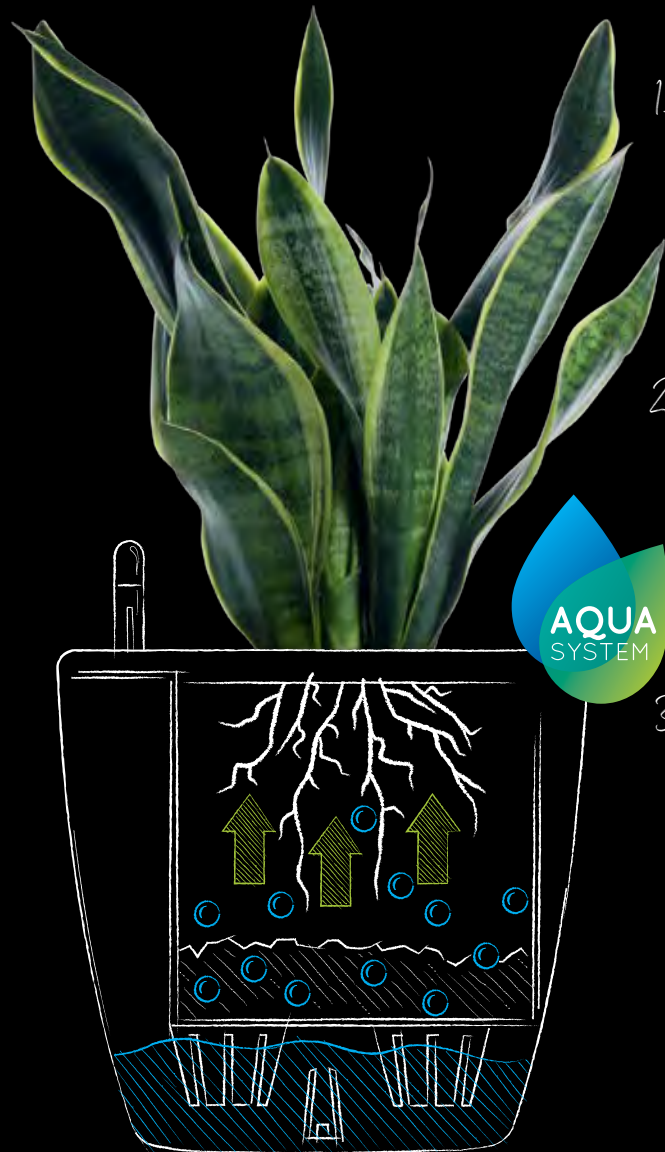
The water reservoir in our irrigation system is easy to fill from the outside. The water level indicator always keeps you informed of the amount of water in the planter. And once the reservoir is full, you can sit back and relax, or even go on vacation. Your plants will receive all the water they need.

HOW DOES OUR AMAZING WATERING SYSTEM WORK?
FIND OUT MORE ON THE NEXT PAGE!



Classic system

Simply place the plant with LECHUZA-PON in the planter liner or directly in the planter. After the growing-in phase, your plant will receive all the water it needs from the reservoir.



1. Planting

Cover the separator with the supplied LECHUZA-PON substrate.

Set the plant and LECHUZA-PON in the planter and fill the planter with soil.

2. Growing-in phase

Over the next 12 weeks* continue to water the plant as you normally would, pouring water "onto" it from above. Once the growing-in phase is complete, the plant is able to care for itself.

3. Watering and dry phase

Following the growing-in phase, when watering the plant be sure to fill the water reservoir via the water supply shaft until the water level indicator reads "max." Now your plant will care for itself, thanks to LECHUZA.

If the water level indicator reads "min.," this indicates the start of the "dry phase" for the plant; this phase, can last 2-10 days*. After each dry phase, refill the water reservoir to "max." via the water supply shaft.

* depending on plant and location

Wick system

Quick and simple, the wick allows you to keep small plants in their pots when planting them in the planter.



Gather your grow pot and wick.



Insert wick.



Place grow pot in planter. Water and enjoy.

NO REPOTTING NECESSARY!



EASY TO FIND:
Planters featuring the wick system can be identified by this symbol

AQUA SYSTEM



OUTDOOR KITCHEN

COOK, LIVE, ENJOY

We enjoy life outdoors, relaxing and eating outside. So why not cook outside, too? We are proud to present the latest top summer trend, the outdoor kitchen!

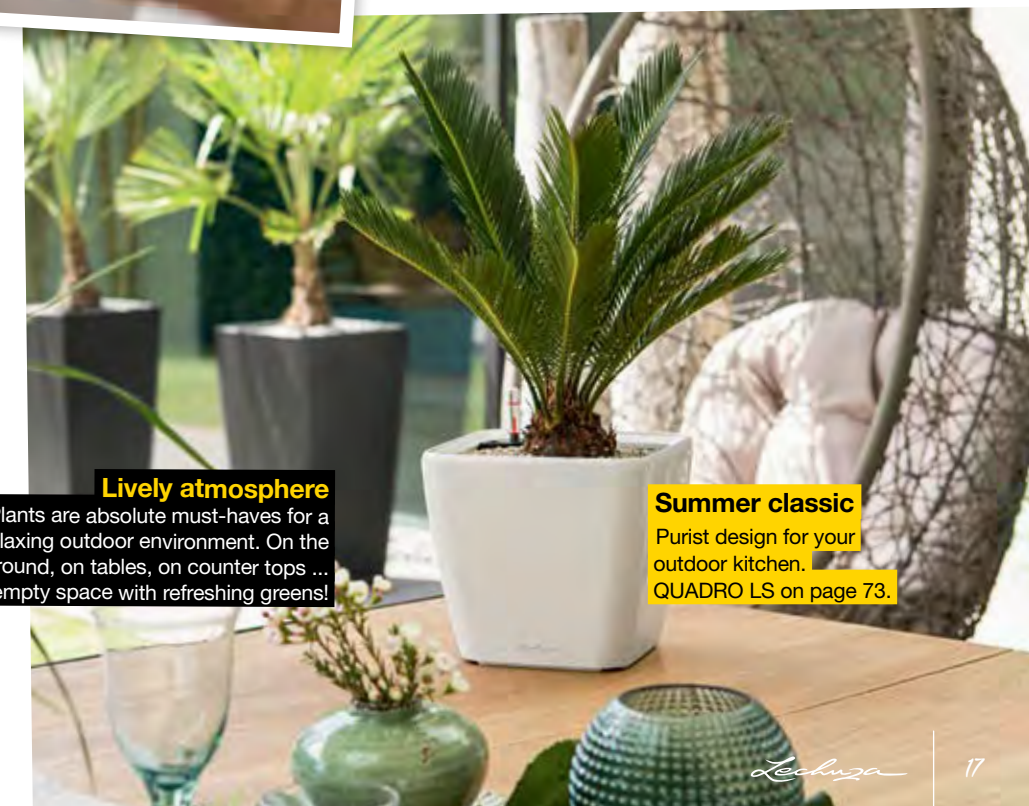
Green table decorations

Small planters are the perfect additions to your decorated table. A tip for the perfect garden party: Herbs are wonderfully aromatic and when they are freshly cut they are ideal for individually seasoning dishes.



Lively atmosphere

Plants are absolute must-haves for a relaxing outdoor environment. On the ground, on tables, on counter tops ... fill empty space with refreshing greens!



Summer classic

Purist design for your outdoor kitchen. QUADRO LS on page 73.

ENJOY LIFE TOGETHER

Casual picnics and friendly barbecues are as much a part of summer as steak and potato salad, but an outdoor kitchen takes summer culinary delights to a whole new level! After all, what dishes can't be prepared with a grill and an outdoor stovetop? And best of all, the cook is part of the fun instead of being left alone in the kitchen.

OUTDOOR LIVING

If there is enough space, why not combine an outdoor kitchen with an outdoor living room? With comfortable furniture and selected decorative elements, you can create a harmonious living space outdoors.

Cooking in the great outdoors

Preparing full-course meals outside is no problem with a well-appointed outdoor kitchen. A stovetop, a barbecue grill, a sink, and a large counter top are absolutely essential to the perfect outdoor experience.



Decorative elegance

Our CUBICO Premium also gives your outdoor area a touch of class. Page 70



From inside to outside

In the summer, even indoor plants benefit from a bit of fresh air. Simply bring your cozy living room environment to your patio or balcony!

Simply ingenious

Our CLASSICO Premium is so timeless that there is no reason not to shine a spotlight on it. Choose between four brilliant high-gloss and three stylish metallic finishes on page 67.



Smooth surfaces, clear edges
Beautify your outdoor kitchen with the attractive CUBE design! Page 69



Above and beyond!
For true elegance, discover our tall, slim RONDO on page 73.



A Breath of Elegance

MODERN CHIC FOR OUTDOOR PLANTINGS

So timeless and sleek, so full of contrasts yet so harmonious. Sophisticated black and white is a timeless classic. No other style exudes more elegance and taste.



Bold blacks and whites are perfect for the patio or balcony. Furniture, floor coverings, awnings, seat cushions, flower boxes, decorative elements – everything is stylish in a monochrome look. On small balconies, for example, white should dominate to avoid a feeling of confinement, but black can be used throughout the patio.

Stark contrast

Black and white, two polar opposites. One is deep, dark, and sleek and the other is bright, open, and sensible. These two opposites collide, yet complement each other perfectly. This is why the tension between these two colors is far from disrupting; in fact, it is extraordinarily harmonious.

Elegant outward appearance

A general rule of thumb: Geometric shapes and symmetries underline the impact of black and white elements. Meticulously trimmed hedges and supported ornamental shrubs with flowing contours create the perfect backdrop in the garden. Clearly contoured planters, arranged in black and white pairs, lend structure to the surroundings while offering enough space for similarly shaped plants (e.g. box trees).

A walkway paved in black and white or black and white group seating – gives the garden a pleasantly stylish charm.

Charming elegance

Create intriguing contrasts with our CUBICO Premium on page 70.



Accentuate!

Our CUBE Premium in white – an elegant eye-catcher. Page 71



Uniquely exquisite - Take two!

Pair up the CUBICO Premium Alto for an especially balanced look.



Limit yourself to a couple of essential elements to give your entrance a touch of elegance. Two tall black planters with magnificent white flowers make a very confident style statement. Add a door and steps to match and the black and white look is complete.



URBAN GARDENING

CREATIVE SPACE SAVER FOR HERBS

As soon as summer arrives you see people digging, planting, and gardening again. But, there's no need to be sad if you don't have a garden. The Urban Gardening trend is still in full swing, giving city-dwellers a chance to bring herbs and even fruit and vegetable plants to city balconies. And there are plenty of creative, space-saving storage options for indoors, too – we have tips for you!



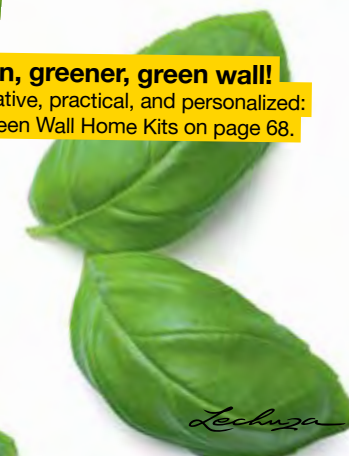
Herbal green wall

Attaching plants to a wall saves space and brings plenty of fresh green to bare walls. The easiest method is to attach pots to the wall using magnetic brackets. A practical idea: To water, repot or cut, simply detach the pots from the wall and then reattach them! Full herb garden guaranteed!



Green, greener, green wall!

Decorative, practical, and personalized: our Green Wall Home Kits on page 68.





Hanging pots

Small apartments might not have much floor space. However, flower pots are easy to hang. Alternatively, pots can also be placed on DIY hanging shelves. This not only saves space, it also gives spaces a casual look!



Keeps flowers and herbs fresher longer!
Our handy CUBE Color is available in three great colors! Page 68

FLOWER LADDER

Showcase lots of flowers in very little space. It is easy to attach planted pots to the rungs of a wooden ladder using hooks or similar fastening devices. The advantage: You can quickly redesign and rearrange herb ladders!

Always a real eye-catcher

Our CUBE Color Triple offers enough room for up to three plants! Page 68

TIP:

The planter already includes balcony brackets for the CUBE Color Triple.



Classic and flexible

Whether on a table, on the floor, or on a hanging shelf, the CLASSICO Color always feels at home!

Page 64

DIY TIP:

BUILD YOUR OWN HANGING SHELF

What you'll need:

- 8 square pieces of wood
- 1 board
- Screws and hooks
- Chains
- Saw
- Drill and power screwdriver
- Brushes and paint if desired



First saw the boards into uniformly sized pieces: Four of the pieces should be as long as the short side of the board. The other four pieces can be a little bit longer.



Drill holes into the ends of the boards and connect them to form two identical frames using the screws. Paint the frames if desired.



Set up the frames and push the board through so that it receives stable support from both brackets. Screw one hook into each top of the frame, attach the chains, and hang the shelf on the ceiling – wow!

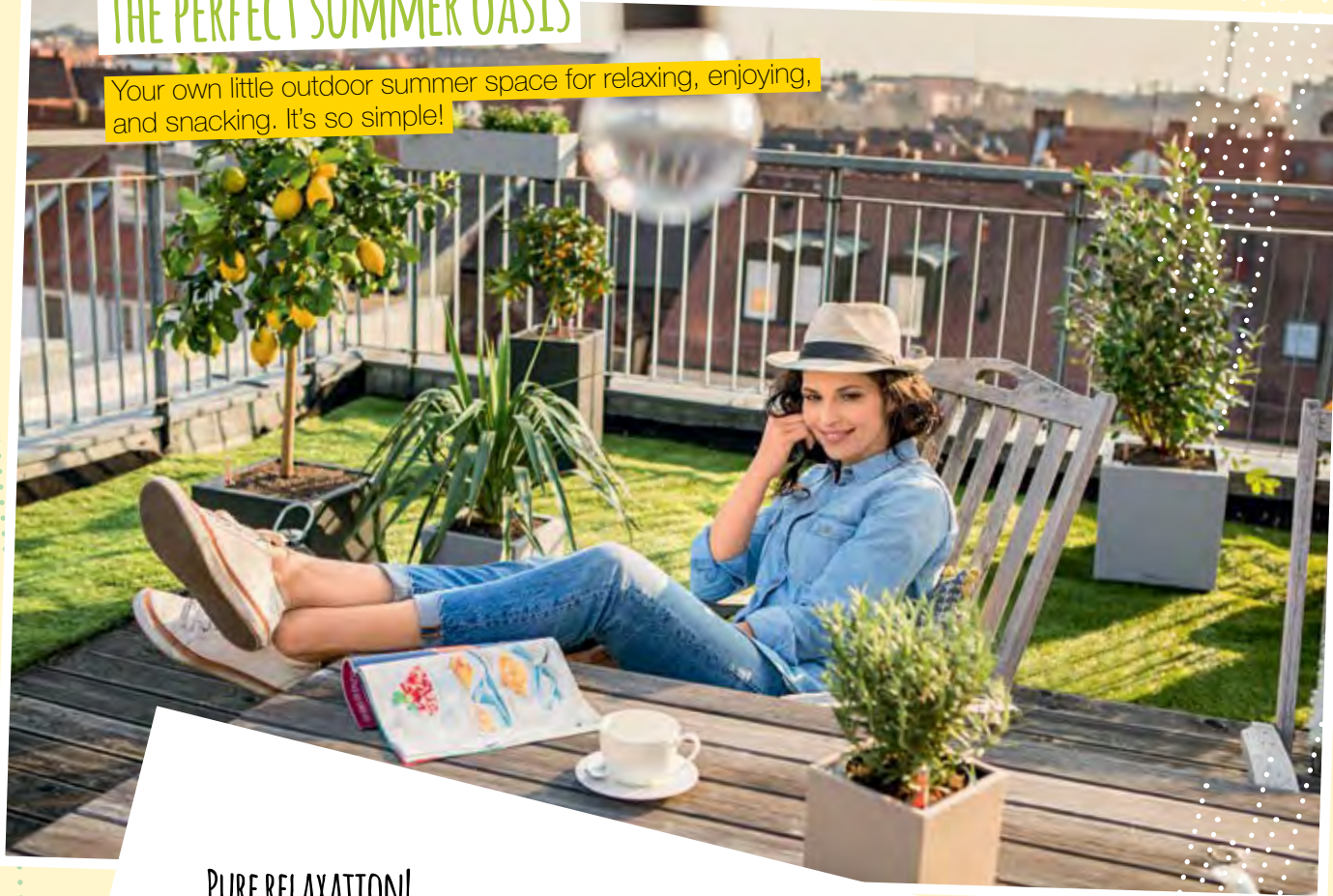


WATCH JELENA'S DIY VIDEO AT:
[HTTPS://YOUTU.BE/KOGLWHQHSO](https://youtu.be/KOGLWHQHSO)
OR SIMPLY SCAN THE QR CODE.

SUMMER IN THE CITY

THE PERFECT SUMMER OASIS

Your own little outdoor summer space for relaxing, enjoying, and snacking. It's so simple!



PURE RELAXATION!

Lifeless grey cement without a hint of charm? This doesn't have to be the case! Instead, bring a world of fresh green to your balcony and create your very own wellness garden in even the smallest of spaces with fresh, organic fruits and vegetables!

For big and small
The perfect fit for every plant:
our CANTO Stone family on
page 63.



Casual and stylish

Bring summer to your balcony with our CUBE Color. Page 68



Gardening in small spaces

Herbs hanging from the balcony railings, small shrubs and vegetable plants on tables and shelves, fruit trees on the ground – there's a place for everything!

EASY GARDENING

Fruits and vegetables must be properly cared for in order to thrive. An example is tomatoes – they need lots of sun, tend to thrive on south or west-facing balconies, and must also be watered evenly and regularly. No problem with LECHUZA!

Tip: Moisture is bad for tomato leaves, which is why these plants should be protected from rain if necessary.

BALCONERA COTTAGE 50



All good things come in threes!

Lavender, mint, mini tomatoes ... Space-saving and easy to care for in our BALCONERA Cottage on page 63.

NEW: VEGGIEPON

See page 80 for more information about our new vegan plant substrate.



May vary from image shown



ORGANIC SUMMER FRESHNESS

The best thing about your own balcony garden is there's always something to pick or munch on and all of it is organic, freshly picked from your very own shrub or soil!

For that extra kick of freshness in the summer, fill a carafe with cool water and add freshly picked raspberries, lemon slices or a sprig of rosemary – refreshing and delicious!

Plants bring nature to the balcony. Of course, position, orientation (e.g. south, west) and personal taste play a key role in finding the right balcony plants. Flowers and vegetables work well in space-saving balcony boxes, while floor planters make great homes for small fruit trees.



OUTDOOR LIVING ROOM

Make your balcony paradise truly cozy with a few essential additions. Boldly colored cushions for comfy chairs and bamboo mats or artificial turf for the ground instantly transform your balcony into a relaxing oasis. Lamps, vases, or other decorative favorites give your balcony a unique atmosphere.



Multifaceted!

Our BALCONERA Collection is available as a color planter, in an organic wicker design, and in a natural stone look.



SCAN THE QR CODE FOR MORE INFORMATION ON THE TOPIC OF URBAN GARDENING.

Hello Summer

TIPS FOR THE PERFECT GARDEN PARTY

Whether you're relaxing or celebrating outside, make your next garden party with family or friends unforgettable!

The right furniture

Essential to every garden party is a large table and comfy chairs! Dishes can be served on an additional buffet table if space runs low.

Take a seat!

Our Furniture COLLECTION gives your patio a cozy and inviting look. Page 65

Do-it-yourself banners!

No environment would be complete without decoration. The easiest way to do this is with colorful pennant banners. Simply cut triangles from colored paper, punch holes in two spots, string through with twine, and hang!

Homemade salad dressing

A delicious, light salad is the perfect summer dish, especially when topped with homemade dressing.

For a super-quick mint-yogurt dressing, just stir two tablespoons of lime juice into 1 cup of yogurt, finely chop three mint springs and add them to the mixture, and stir thoroughly. Season with salt and pepper to taste and serve chilled!

Build the perfect privacy screen

for your patio with TRIO Cottage. Also ideal for small espalier trees or climbing plants. Page 66



FOR MORE INFORMATION AND GREAT SOURCES OF INSPIRATION VISIT OUR WEBSITE OR USE THE QR CODE BELOW.



SAVE THE BEES!

DO SOMETHING GOOD FOR THE ENVIRONMENT

Nature is a complex ecosystem with a place and a job for all forms of life, and even the smallest of creatures can make a great impact. Our world would be a very different place without bees that fly from blossom to blossom.

HOW YOU CAN HELP THE BEES?

These little bees need nourishment to survive. But, sustenance is particularly rare in densely-populated cities. Everyone must join in to make a difference!

HELPING THE BEES 1: EMBRACE WILDLIFE

While perfectly manicured, weed-free lawns may still be considered the norm, they do nothing to help the bees. Wild flowering fields on the other hand are a paradise for bees.

HELPING THE BEES 2: NESTING PLACES

While honeybees live in bee hives, wild bees build individual nests to raise their young. We can provide them with a special place built just for this purpose. For example, hollow "nest stalks" made of bamboo or reed are suitable for some types of wild bees. It is essential to smooth out the ends (with sandpaper, for instance), so that the bees cannot injure themselves on sharp edges or splinters when entering the nest. It is also important to ensure that the stalk does not crumble and that the openings are large enough for little bees. For ground-nesting bees a box or dish with loose sand and no plants is a good idea. Wild bees prefer nesting places in direct sunlight.

HELPING THE BEES 3: BALCONY IN BLOOM

Even with very little space, there's a lot you can do for bees. Flowering plants in yellow and blue are especially attractive to bees (they cannot see the color red). Lavender, sage, verbena, or silkweed are rich in nectar, easy to plant in flower pots, and also look beautiful.

DON'T FEAR THE BEES

Anyone afraid of stinging insects might think twice about attracting a swarm of bees into their garden. But, there's no need to worry. Honeybees are very peaceful creatures and only sting when threatened. There's nothing to fear if you simply leave them alone. Most types of wild bees do not even have a stinger. Here's to a bee-friendly neighborhood!

Bee friendly!
With their colorful flowers, garden cosmos plants are not just aesthetically pleasing, they are also very bee-friendly. Our LECHUZA planters guarantee magnificent blooms!



BLOSSOM'S BAKERY — BAKING WITH CANDIED BLOSSOMS

Dishes shouldn't just taste great; they should also look great. After all, food should also be a feast for the eyes! Cooking, baking, and garnishing dishes with colorful flowers is a real spring and summer trend. The best approach is to pluck the little flower heads in the morning when they are in full bloom. Make sure to only pick clean blossoms. If you wash them they will quickly lose their color and aroma.

OUR TOP 3 EDIBLE FLOWERS

ROSES

A fruity and minty highlight that will lend a late-summer touch of romance to any dinner in a snap.

VIOLETS

From a culinary perspective, violets are true all-rounders. Their sweet scent not only makes desserts more exquisite, it also rounds out soups and salads.

DAISIES

With their nutty, slightly spicy aroma, unimposing daisies give salads and meat dishes real zing!

TIP:

Place the flowers in a muffin tray for drying then they will retain their shape!

Space-saving flower cultivation
Cultivate beautiful flowers even without a large garden with our NIDO hanging basket. Page 65

*Cooking and baking
with blossoms*

CANDYING BLOSSOMS

INGREDIENTS:

Fresh blossoms
1/4 c Sugar (+ an extra dash)
1/2 c Water

CANDYING BLOSSOMS:

1. Boil sugar in water until a syrup forms and then let cool
2. Use a fork to carefully dip the blossoms in the syrup and then place them on a baking tray
3. Let the syrup dry slightly and then dust some sugar onto the blossoms
4. Allow them to dry thoroughly for about 1 to 2 weeks – enjoy!

Tip: For interesting compositions, it is just as easy to candy herbs using the same technique!



TO LEARN MORE ABOUT ALL OF THE
GREAT THINGS YOU CAN DO WITH
CANDIED BLOSSOMS SCAN THE QR
CODE OR VISIT
[WWW.LECHUZA.WORLD/
BLOSSOMSBAKERY](http://WWW.LECHUZA.WORLD/BLOSSOMSBAKERY)



Perfect Climate!

WHICH PLANTS ARE RIGHT FOR WHICH SPACE?

Plants not only make our dwellings greener and cozier, they also improve the indoor climate when they are positioned correctly. Let us show you how to play to different plants' strengths in different areas of your home.

LIVING ROOM

Areca palm

It is decorative and gives large rooms an exotic touch. It also cleans the air by filtering pollutants and chemicals from it.

Peace lily

A stylish plant that has a real knack for creating a pleasant environment. The peace lily filters out poisonous substances like formaldehyde or benzene, adds moisture to air and cleans waste products such as acetone or ammonia that are exhaled in human breath.

Upgrade for your plants!

In a CUBE Premium planter, the Areca palm not only supplies clean air, it also complements your interior with a classic touch. Page 69

OFFICE

Tip:

Fragrant rosemary can improve concentration.

Ficus

A classic office plant, it releases a great deal of oxygen throughout the day and cleans the air of poisonous vapors (e.g. from paint finishes or plastics). However, it can also trigger allergies.

Dragon tree (Dracaena)

Grows quickly and is great for use as an eye-catcher or room divider in offices. It also fights against the dry air often seen in such spaces by releasing moisture through its leaves. And, it loves the warm indoor climate.

BEDROOM

Bowstring hemp

An air freshener that also converts carbon dioxide into oxygen overnight. It also fits perfectly on any windowsill (avoid direct sunlight).

Schefflera

It is easy to care for and thrives in somewhat cooler temperatures, making it ideal for the bedroom. It also regularly releases oxygen, promoting more restful sleep.

Tip:

Jasmine and lavender are calming and sleep-promoting fragrances.

KITCHEN



Miracle space saver with style

The Cube Glossy Triple takes good care of your plants and showcases their beauty.
Page 69



Indoor fern

Freshens air and is also great for smaller spaces. Ferns enjoy warmth and high humidity – which makes them perfect for the kitchen.

Tillandsia

Ideal for small kitchens. Tiny tillandsia is an “epiphyte” or “air plant”; this means it does not need to be planted. It obtains water from rain and vapor in the air, which helps prevent high humidity and mold.

TrendTip

Plants for the shower

They clean the air, refresh the body and mind, and are a unique decorative element for the bath. Bamboo, green lily, or aloe vera are great plants for the shower. If you don't have much space, you can also tie a bunch of eucalyptus to the shower slide bar. Invigorating!



BATH

Aglaonema

Thanks to its large, prominent leaves and beautiful blossoms, this plant is a true eye-catcher for any bath. It also filters pollutants from the air, enjoys bright areas, and has no problem with humid environments.


Green lily

It is easier to care for than virtually any other houseplant. Its key advantage: It doesn't require much light and will therefore thrive even in small, dimly lit baths. It also removes pollutants from the air.



Elegantly designed classic ...

... with a modern interpretation!
Our QUADRO LS on page 73.



Simple and beautiful

Harmonious eye-catcher for any room: CUBICO Color on page 64.



Our premium cube

High-quality gloss or elegant matte metallic look: CUBE Premium on page 69.



Unique elegance

For a very exclusive effect: RONDO Premium on page 73.

Luxury
redefined
meet
HAVALO



HAVALO 25 VASE

HAVALO 40

HAVALO 60

HAVALO 30

IRRESISTIBLY-STYLISH DESIGN
WITH AN UNFORGETTABLE FEEL
AND SUBTLE, NUANCED COLORS.

FOR EVERYONE WHO LOVES
LUXURY AND CAN APPRECIATE
THE CHARM OF UNMISTAKABLY
BEAUTIFUL DESIGN.

PURE LUXURY

True elegance is found in tasteful understatement. HAVALO planters are both elegant and authentic and can be combined for a balanced look.

Exclusively for HAVALO

Our HAVALO planters feature a stunning matte finish that is finely profiled using a rotation process – exclusive luxury that is sure to set a stylishly impressive scene. Page 75



MOON
GREY

BASALT
GREY

SEASHELL
NUDE

Japandi Style

THE BEST OF BOTH DESIGN WORLDS
JAPAN MEETS SCANDI



Meticulous Japanese simplicity meets the homey tranquility of Scandinavia. This is one style that is sure to please with its clear yet calming charm.



Less is more

Here's to simplicity. Minimalism is at the core of the Japandi style, with the philosophy that interior decorating should be limited to the basic essentials. Calm, serene, focused yet still comfy!



A penchant for nature

Organic forms, natural materials, and pristine colors: That's Japandi in a nutshell. Wooden flatware and decorative pieces, stone and ceramic create a peaceful and calm ambiance. And everything is balanced out with subtly arranged plants in muted hues. A pair of bold accents creates a marvelous contrast.



Harmonious combinations

A love of simple forms and natural materials connects the Scandinavian with the Japanese in the most harmonious way imaginable. Furniture is functional yet timeless and stylish.

The feeling of nature

Being in touch with nature also means that structure and a striking feel are more than welcome! Unfinished wood in a typical Scandi look, hand-made decorative elements made of heavy, rough stoneware or rough linens add the perfect touches to any Japandi apartment.

A style full of personality

An apartment decorated in the Japandi style also always reflects the life and individual personalities of its inhabitants. It thrives on unique pieces that have stood the test of time and still look beautiful. The most interesting items are those that have a story to tell!

Perfect balance

Light and shadow are two contrasting elements that go hand-in-hand with Japanese culture and aesthetics. The combination of dark and light elements creates a stark contrast that balances perfectly despite its main characters being polar opposites.

Clear shapes, subtle colors

Balanced harmony for your living space. CUBICO Premium on page 70.



Extraordinary

UNIQUE ORCHIDS!



Perfectly balanced
All-in-one care for your sophisticated favorites. ORCHIDEA on page 72.

The perfect decoration and gift idea
Ideal for small orchids or offshoots: MINI-DELTINI on page 71.

More elegant and graceful than any other plant, orchids are simply the perfect way to decorate any windowsill. Let us show you how to properly care for these sophisticated beauties!

CORRECT LOCATION

Orchids need plenty of light, but are sensitive to very bright, direct sunlight. A spot in a window facing east or west is ideal!

CORRECT WATERING

As tropical epiphytes, orchids thrive in highly-humid environments, but they detest waterlogging! Tip: An irrigation system enables orchids to supply themselves with the right amount of water anytime.

PROPER FERTILIZATION

Less is more: Orchids aren't very demanding when it comes to nutrients, so it's easy to over-fertilize them. We recommend our special orchid substrate for a balanced supply of nutrients (page 80).

1. MINI PHALAENOPSIS

Sometimes called the "butterfly orchid" due to the characteristic shape of its blossoms, this plant blooms magnificently all year round.

2. CAMBRIA

This exceptionally high-growing orchid is a breed of countless exotic orchid types. It is relatively easy to care for, making it a good choice for people who are new to orchids.

3. CATTLEYA

This plant's petals are long and often quite vivid. Some sub-species of Cattleya are also spotted and very fragrant.

4. COELOGYNE

In the lofty heights of the Himalaya foothills, the coelogyne features striking bulbs and clusters of lacy flowers.

5. VANDA

This orchid actually originates from Southeast Asia. However, its dense leaves and large, boldly-colored flowers have earned it a number of fans around these parts as well.



FOR MORE INFORMATION AND GREAT SOURCES OF INSPIRATION VISIT OUR WEBSITE OR USE THE QR CODE BELOW.



A FEEL FOR SPACE

DESIGN TIPS FOR LARGE ROOMS

With plenty of room to spread out, it's no wonder lofts are so popular and highly coveted in the real estate market. Their spacious rooms and unfinished concrete walls are the perfect backdrop for prominent plants in deep shades of green.



High ceilings create an almost breathtaking expanse. But, this can also quickly make a room seem cold and uninviting. The solution: High shelves, pictures, or even high-growing or climbing plants, such as the schefflera.

LOFT JUNGLE MADE EASY

Living with more than two plants can wind up being a lot of work, but not with LECHUZA!

Discover our unique watering system!

Plants naturally know best how much water they need for optimal growth. Simply fill the water reservoir and put up your feet! The water level indicator clearly shows how long the water supply will last.





Defining space

Large areas are more cozy when they are divided into separate spaces, such as with room dividers. This enables you to enclose entire areas, create a secluded spot, or simply put up an amazing eye-catcher.



Intriguing contrasts

Black and white are often considered "colorless" and are traditional favorites for lofts. Basic pieces in these colors give the room stability and structure, and you can build on this to set accents in bold shades here and there.

Green spots of color

Plants with many leaves or very large leaves bring lift to the calm loft atmosphere, like calathea or schefflera.

TIPS FOR LOFT APARTMENTS

- Clearly separate living areas with plants, room dividers or rugs
- For very high spaces, include the top floor (gallery)
- Décor, décor, décor: add large sculptures, lamps, pictures, vases, etc.
- Lights on: give more comfort with spots, downlights, lanterns, or low-hanging lamps
- Use "sound absorbers," such as full shelves, fabric tapestries or large plants



Exciting perspectives
CURSIVO Premium creates a dynamic ambiance.
Page 70



Live lofty
Slender yet stable Our CILINDRO Color was made for large spaces!
Page 63



Space filling
Create new living areas with our CARARO Premium on page 67.

OJO YOUR PLANT PAL

New

MAKE GARDENING CHILD'S PLAY

Play, watch, learn! Our OJO fits in any child's room and is the perfect pal for young botanists and plant enthusiasts! OJO not only looks fun, it is also super easy to plant!



You can always depend on OJO!
OJO is always there for you when you need it. And even when you aren't home, it will take good care of your plants for you. With its integrated water reservoir, OJO always supplies your plant with just the right amount of water.



Experiment and discover the world around you

Once you've planted your OJO, sit back and watch it grow! This is especially exciting with plants that are still small because they grow very quickly in the beginning!



The perfect spot

Desk, nightstand, windowsill – OJO fits anywhere. Wherever you put your plant, make sure it always gets enough sunlight.

How to plant your OJO:

1. Place the wick in the plant pot and then place the plant pot into OJO.
2. Fill the reservoir with water
3. Magic! Once the water reservoir is full, OJO's eyes suddenly turn blue! This way, you'll always know whether your plant has enough water.





Grab your favorite plant!

The penta has star-shaped, pink flowers, and deep green leaves, making it a gorgeous and soothing eye-catcher for any kid's bedroom. The sword fern gives any bedroom a sense of adventure and jungle feeling. Set a bold accent with the lush green and vivid red leaves of the calathea plant.

ALL OF OUR STYLES AT A GLANCE



May vary from image shown



GREAT ACCESSORIES

Everything you need for your OJO

Our great accessories make it easy for you to fill your new plant pal!



1 First place the separator into your OJO.



2 Carefully add LECHUZA-PON plant substrate



3 Pour in the wheatgrass seeds (included in the set)



4 Water it! (Whenever the eyes turn brown again)

Watch it grow!

Now you can watch your OJO's hair grow! Your project – your success!





LECHUZA PLANT SUBSTRATES

THE RIGHT SUBSTRATE FOR EVERY APPLICATION

Light? Yes! Water? Got it! An adequately sized planter? Check! Now all you need is the optimum soil for the perfect plant experience and you're sure to find the right one from our selection of four exclusive plant substrates!



LECHUZA-PON

**Mineral plant substrate
with slow-release fertilizer**

- Stores water and nutrients and releases them to the plants as needed
- Ideally suited for all types of plants
- Permanently structurally stable with optimum aeration
- Good drainage capability, prevents waterlogging
- Stable pH level for long periods
- Inhibits mold growth
- Ideally suited for people with allergies
- Does not provide a habitat for pests

AVAILABLE IN 3, 6, 12 AND 18 LITER SIZES



May vary from image shown

THE BEST ALTERNATIVE TO NORMAL SOIL

- EVEN DISTRIBUTION OF NUTRIENTS
- KEEPS FOR YEARS, NO NEED TO REPLACE
- OPTIMUM SUPPLY OF AIR AND WATER
- SIMPLE, CLEAN FILLING



ORCHIDPON

Special substrate for orchids

- Rich in humic matter for optimum root growth
- Good drainage capability, prevents waterlogging
- Balanced air and water management near the roots to keep plants healthy

AVAILABLE IN 3 AND 6 LITER SIZES



May vary from image shown

VEGGIEPON

Nutrient-rich vegetable soil VEGAN

- 100% vegan, free of animal products
- 100% peat-free/to protect nature
- 100% vegan fertilizer + premium plant biochar

AVAILABLE IN 6 AND 12 LITER SIZES



May vary from image shown

DON'T FORGET TO FERTILIZE!

SLOW-RELEASE FERTILIZER WITH TRACE ELEMENTS

FOR FLOWERING PLANTS FOR NON-FLOWERING PLANTS



May vary from image shown

- Stable nutrient release over a period of 6-8 months
- Ideal for use in water reservoirs
- Magnificent blooms the entire season
- Green leaves, healthy plants

LIQUID FERTILIZER FOR ORCHIDS



May vary from image shown

- Optimum water and nutrient supply
- Gorgeous + healthy plants
- Easy dosing

LEAF SHINE SPRAY FOR ORCHIDS



May vary from image shown

- Wellness for your orchids
- Gentle cleaning
- Healthy shine

TERRAPON

High-quality potting substrate

- Peat-free – to protect the environment
- Optimal supply of air and water
- Proven professional quality – pre-fertilized for 6-8 months

AVAILABLE IN 6 AND 12 LITER SIZES



May vary from image shown

OUR ASSORTMENT

You will find our wide range of products along with dimensions, various colors, and order numbers on the following pages. The items are sorted alphabetically to ensure you find your desired product quickly and easily.

TIP: NOTE THE PAGE REFERENCES ON OUR INSPIRATION PAGES!



ALL OF OUR PLANTERS FEATURE AN INTELLIGENT IRRIGATION SYSTEM

EASILY FIND WHAT YOU'RE LOOKING FOR

Product name → **BALCONERA Color**

Product image →

Available colors →

Plant volume 8L / **Water reservoir size** 3L

Order number **BALCONERA Color 50 // 50 × 19 × 19 cm**
 white: Art. No. 15670
 nutmeg: Art. No. 15674
 slate: Art. No. 15673

W × D × H or Ø × H

This symbol indicates that the plant features the "wick" watering system. This makes planting unnecessary. Simply place the wick in the grow pot and you're done!

SUITABLE FOR OUTDOOR USE

BALCONERA Color



BALCONERA Color 50 // 50 × 19 × 19 cm
 white: Art. No. 15670
 nutmeg: Art. No. 15674
 slate: Art. No. 15673



BALCONERA Color 80 // 79 × 19 × 19 cm
 white: Art. No. 15680
 nutmeg: Art. No. 15684
 slate: Art. No. 15683

BALCONERA 80 has two separate planter liners for easy and convenient planting.

BALCONERA Cottage



BALCONERA Cottage 50 // 50 × 19 × 19 cm
 white: Art. No. 15600
 mocha: Art. No. 15605
 granite: Art. No. 15602



BALCONERA 80 has two separate planter liners for easy and convenient planting.

BALCONERA Cottage 80 // 79 × 19 × 19 cm
 white: Art. No. 15610
 mocha: Art. No. 15615
 granite: Art. No. 15612



Interchangeable planter liner
 All of the planters in the BALCONERA line have interchangeable plant liners.

BALCONERA Stone



BALCONERA Stone 50 // 50 × 19 × 19 cm
 stone grey: Art. No. 15650
 sand beige: Art. No. 15651
 graphite black: Art. No. 15652



BALCONERA Stone 80 // 79 × 19 × 19 cm
 stone grey: Art. No. 15660
 sand beige: Art. No. 15661
 graphite black: Art. No. 15662

BALCONERA 80 has two separate planter liners for easy and convenient planting.

CANTO Stone



CANTO Stone 30 low // 30 × 30 × 30 cm
 stone grey: Art. No. 13700
 sand beige: Art. No. 13701
 graphite black: Art. No. 13702



CANTO Stone 40 low // 40 × 40 × 40 cm
 stone grey: Art. No. 13720
 sand beige: Art. No. 13721
 graphite black: Art. No. 13722



CANTO Stone 30 high // 30 × 30 × 56 cm
 stone grey: Art. No. 13600
 sand beige: Art. No. 13601
 graphite black: Art. No. 13602



CANTO Stone 40 high // 40 × 40 × 76 cm
 stone grey: Art. No. 13620
 sand beige: Art. No. 13621
 graphite black: Art. No. 13622



Integrated handles
 to easily lift the planter liner

CILINDRO Color



CILINDRO Color 23 // 23 × 41 cm
 white: Art. No. 13940
 sunset orange: Art. No. 13943
 slate: Art. No. 13943



CILINDRO Color 32 // 32 × 56 cm
 white: Art. No. 13950
 sunset orange: Art. No. 13952
 slate: Art. No. 13953

CLASSICO Color



CLASSICO Color 18 // 18 × 17 cm
white: Art. No. 13261
nutmeg: Art. No. 13262
slate: Art. No. 13263



CLASSICO Color 28 // 28 × 26 cm
white: Art. No. 13190
nutmeg: Art. No. 13203
slate: Art. No. 13204



CLASSICO Color 43 // 43 × 40 cm
white: Art. No. 13230
nutmeg: Art. No. 13243
slate: Art. No. 13244



CLASSICO Color 21 // 21 × 20 cm
white: Art. No. 13170
nutmeg: Art. No. 13183
slate: Art. No. 13184



CLASSICO Color 35 // 35 × 33 cm
white: Art. No. 13210
nutmeg: Art. No. 13223
slate: Art. No. 13224

CUBICO Cottage



CUBICO Cottage 30 // 30 × 30 × 56 cm
white: Art. No. 15226
granite: Art. No. 15222
mocha: Art. No. 15225



CUBICO Cottage 40 // 40 × 40 × 75 cm
white: Art. No. 15246
granite: Art. No. 15242
mocha: Art. No. 15245



Interchangeable planter liner
You can also use the interchangeable planter liner in CUBICO Color and CUBICO Premium.

CUBE Cottage



CUBE Cottage 30 // 30 × 30 × 30 cm
white: Art. No. 15376
mocha: Art. No. 15375
granite: Art. No. 15372



CUBE Cottage 50 // 50 × 50 × 50 cm
white: Art. No. 15390
mocha: Art. No. 15395
granite: Art. No. 15392



CUBE Cottage 40 // 40 × 40 × 40 cm
white: Art. No. 15380
mocha: Art. No. 15385
granite: Art. No. 15382



Need to switch?
The CUBE 40 planter liner also fits in CUBICO 40 and TRIO 40.

Furniture stackable chairs



Stackable chair // 58 × 57 × 84 cm
white: Art. No. 10900
granite: Art. No. 10903
mocha: Art. No. 10904



CUBETO Stone



CUBETO Stone 30 // 30 × 13 cm
stone grey: Art. No. 13830
sand beige: Art. No. 13831
graphite black: Art. No. 13832



CUBETO Stone 40 // 40 × 18 cm
stone grey: Art. No. 13840
sand beige: Art. No. 13841
graphite black: Art. No. 13842

Furniture dining table



Dining table // 90 × 90 × 75 cm
white: Art. No. 10910
granite: Art. No. 10913
mocha: Art. No. 10912

Dining table HPL // 90 × 90 × 75 cm
white: Art. No. 10914
granite: Art. No. 10915

Dining table // 160 × 90 × 75 cm
white: Art. No. 10930
granite: Art. No. 10933
mocha: Art. No. 10932

Dining table HPL // 160 × 90 × 75 cm
white: Art. No. 10934
granite: Art. No. 10935



CUBICO Color



CUBICO Color 22 // 22 × 22 × 41 cm
white: Art. No. 13160
slate: Art. No. 13164
nutmeg: Art. No. 13161



CUBICO Color 40 // 40 × 40 × 75 cm
white: Art. No. 13150
slate: Art. No. 13158
nutmeg: Art. No. 13151



CUBICO Color 30 // 30 × 30 × 56 cm
white: Art. No. 13130
slate: Art. No. 13138
nutmeg: Art. No. 13133

NIDO Cottage



With a sturdy stainless steel hanger.



NIDO Cottage // 27 × 23 cm
white: Art. No. 15190
granite: Art. No. 15193
mocha: Art. No. 15195



Decorative trim
The decorative trim at the base of the planter elegantly conceals the drain plug.

TRIO Cottage



TRIO Cottage 30 // 100 × 32 × 34 cm
white: Art. No. 15000
granite: Art. No. 15003
mocha: Art. No. 15005



TRIO Cottage 40 // 130 × 42 × 44 cm
white: Art. No. 15020
granite: Art. No. 15023
mocha: Art. No. 15025

CLEVER COMBINATION

LECHUZA MAKES IT EASY FOR YOU TO EXCHANGE PLANTER LINERS BETWEEN DIFFERENT PLANTERS. HERE YOU CAN SEE WHICH PLANTERS HAVE THE SAME PLANTER LINERS TO OFFER YOU GREAT COMBINATION OPTIONS.

CUBICO COLOR 22	CUBICO COLOR 30	CUBE COTTAGE 30	CUBICO COLOR 40	CILINDRO COLOR 23	CILINDRO COLOR 32	BALCONERA COLOR 50	BALCONERA COLOR 80
CUBICO PREMIUM 22	CUBICO COTTAGE 30	CUBE PREMIUM 30	CUBICO COTTAGE 40	HAVAIO 30	HAVAIO 40	BALCONERA COTTAGE 50	BALCONERA COTTAGE 80
	CUBICO PREMIUM 30	CURSIVO PREMIUM 30	CUBICO PREMIUM 40			BALCONERA STONE 50	BALCONERA STONE 80
	TRIO COTTAGE 30		TRIO COTTAGE 40				
			CUBICO ALTO 40				
			CUBE COTTAGE 40				
			CUBE PREMIUM 40				
			CURSIVO PREMIUM 40				

Practical: In the fall, balconies, patios, and garden plants can easily be moved together with the planter liner to an indoor planter and returned outdoors in the spring. This keeps your planter arrangements all year and allows you to redesign them and add seasonal plantings with ease!

RECOMMENDED FOR INDOOR USE

CANTO Stone 14



CANTO Stone 14 // 14 × 14 × 14 cm
stone grey: Art. No. 13470
sand beige: Art. No. 13471
graphite black: Art. No. 13472

Natural stone finish
The CANTO Stone column/cube, BALCONERA Stone and CUBETO bowl planter also feature a natural stone look.

CARARO Premium



CARARO Premium // 75 × 43 × 30 cm
white high-gloss: Art. No. 18800
charcoal metallic: Art. No. 18803
scarlet red high-gloss: Art. No. 18829
taupe high-gloss: Art. No. 18804
black high-gloss: Art. No. 18809
silver metallic: Art. No. 18808
espresso metallic: Art. No. 18827



Hidden rollers
CARARO is supplied with hidden rollers that make it easy to move.

CLASSICO Premium LS



CLASSICO Premium LS 21 // 21 × 20 cm
white high-gloss: Art. No. 16020
charcoal metallic: Art. No. 16023
scarlet red high-gloss: Art. No. 16027
taupe high-gloss: Art. No. 16025
black high-gloss: Art. No. 16029
silver metallic: Art. No. 16028
espresso metallic: Art. No. 16021



CLASSICO Premium LS 28 // 28 × 26 cm
white high-gloss: Art. No. 16040
charcoal metallic: Art. No. 16043
scarlet red high-gloss: Art. No. 16047
taupe high-gloss: Art. No. 16045
black high-gloss: Art. No. 16049
silver metallic: Art. No. 16048
espresso metallic: Art. No. 16041



CLASSICO Premium LS 35 // 35 × 33 cm
white high-gloss: Art. No. 16060
charcoal metallic: Art. No. 16063
scarlet red high-gloss: Art. No. 16067
taupe high-gloss: Art. No. 16065
black high-gloss: Art. No. 16069
silver metallic: Art. No. 16068
espresso metallic: Art. No. 16061



CLASSICO Premium LS 43 // 43 × 40 cm
white high-gloss: Art. No. 16080
charcoal metallic: Art. No. 16083
scarlet red high-gloss: Art. No. 16087
taupe high-gloss: Art. No. 16085
black high-gloss: Art. No. 16089
silver metallic: Art. No. 16088
espresso metallic: Art. No. 16081



CLASSICO Premium LS 50 // 50 × 47 cm
white high-gloss: Art. No. 16100
charcoal metallic: Art. No. 16103
scarlet red high-gloss: Art. No. 16107
taupe high-gloss: Art. No. 16105
black high-gloss: Art. No. 16109
silver metallic: Art. No. 16108
espresso metallic: Art. No. 16101



Practical planter liner
with color-coordinated liner handle.

CLASSICO Premium



CLASSICO Premium 60 // 60 × 56 cm
white high-gloss: Art. No. 14500
charcoal metallic: Art. No. 14503
scarlet red high-gloss: Art. No. 14529
taupe high-gloss: Art. No. 14506
black high-gloss: Art. No. 14509
silver metallic: Art. No. 14508
espresso metallic: Art. No. 14527



CLASSICO Premium 70 // 70 × 65 cm
white high-gloss: Art. No. 14600
charcoal metallic: Art. No. 14603
scarlet red high-gloss: Art. No. 14629
taupe high-gloss: Art. No. 14606
black high-gloss: Art. No. 14609
silver metallic: Art. No. 14608
espresso metallic: Art. No. 14627

CUBE Glossy



CUBE Glossy 14 // 14 × 14 × 14 cm
white high-gloss: Art. No. 13510
charcoal high-gloss: Art. No. 13511
scarlet red high-gloss: Art. No. 13512



CUBE Glossy 16 // 17 × 17 × 16 cm
white high-gloss: Art. No. 13520
charcoal high-gloss: Art. No. 13521
scarlet red high-gloss: Art. No. 13522

CUBE Glossy Kiss // 14 × 14 × 14 cm
cashmere cream high-gloss glitter: Art. No. 13515
cherry pie high-gloss glitter: Art. No. 13514
sweet candy high-gloss glitter: Art. No. 13513

CUBE Color



CUBE Color 14 // 14 × 14 × 14 cm
white: Art. No. 13380
lime green: Art. No. 13385
slate: Art. No. 13384



CUBE Color 16 // 17 × 17 × 16 cm
white: Art. No. 13580
lime green: Art. No. 13585
slate: Art. No. 13584

CUBE Glossy Triple



CUBE Glossy Triple // 40 × 14 × 14 cm
white high-gloss: Art. No. 13670
charcoal high-gloss: Art. No. 13671
scarlet red high-gloss: Art. No. 13672

CUBE Color Triple



CUBE Color Triple // 40 × 14 × 14 cm
white: Art. No. 13680
lime green: Art. No. 13685
slate: Art. No. 13684



CUBE Glossy Green Wall Home Kit



CUBE Glossy Green Wall Home Kit // 48 × 14 × 14 cm
white high-gloss: Art. No. 13523
charcoal high-gloss: Art. No. 13524
scarlet red high-gloss: Art. No. 13525

With metal strip and magnetic bracket.

CUBE Color Green Home Wall Kit



CUBE Color Green Home Wall Kit // 48 × 14 × 14 cm
white: Art. No. 13398
slate: Art. No. 13399

Green Wall Home Kit by LECHUZA
The stylish and practical option for creating your very own green wall.

THE LECHUZA WICK SYSTEM



QUICK AND SIMPLE:
THE WICK ALLOWS YOU TO KEEP
SMALL PLANTS IN THEIR POTS
WHEN PLANTING THEM IN
THE PLANTER.

CUBE Premium



CUBE Premium 30 // 30 × 30 × 30 cm
white high-gloss: Art. No. 16460
charcoal metallic: Art. No. 16463
scarlet red high-gloss: Art. No. 16467
taupe high-gloss: Art. No. 16465
black high-gloss: Art. No. 16469
silver metallic: Art. No. 16468
espresso metallic: Art. No. 16461



CUBE Premium 40 // 40 × 40 × 40 cm
white high-gloss: Art. No. 16360
charcoal metallic: Art. No. 16363
scarlet red high-gloss: Art. No. 16367
taupe high-gloss: Art. No. 16365
black high-gloss: Art. No. 16369
silver metallic: Art. No. 16368
espresso metallic: Art. No. 16361



CUBE Premium 50 // 50 × 50 × 50 cm
white high-gloss: Art. No. 16560
charcoal metallic: Art. No. 16563
scarlet red high-gloss: Art. No. 16567
taupe high-gloss: Art. No. 16565
black high-gloss: Art. No. 16569
silver metallic: Art. No. 16568
espresso metallic: Art. No. 16561

CUBICO Premium



CUBICO Premium 22 // 22×22×41 cm
white high-gloss: Art. No. 18460
charcoal metallic: Art. No. 18463
scarlet red high-gloss: Art. No. 18479
taupe high-gloss: Art. No. 18464
black high-gloss: Art. No. 18469
silver metallic: Art. No. 18468
espresso metallic: Art. No. 18477



CUBICO Premium 30 // 30×30×56 cm
white high-gloss: Art. No. 18181
charcoal metallic: Art. No. 18184
scarlet red high-gloss: Art. No. 18183
taupe high-gloss: Art. No. 18214
black high-gloss: Art. No. 18186
silver metallic: Art. No. 18185
espresso metallic: Art. No. 18182



CUBICO Premium 40 // 40×40×75 cm
white high-gloss: Art. No. 18191
charcoal metallic: Art. No. 18194
scarlet red high-gloss: Art. No. 18193
taupe high-gloss: Art. No. 18215
black high-gloss: Art. No. 18196
silver metallic: Art. No. 18195
espresso metallic: Art. No. 18192




CUBICO Premium 50 // 50×50×94 cm
white high-gloss: Art. No. 18161
charcoal metallic: Art. No. 18164
scarlet red high-gloss: Art. No. 18163
taupe high-gloss: Art. No. 18168
black high-gloss: Art. No. 18166
silver metallic: Art. No. 18165
espresso metallic: Art. No. 18162

CUBICO Premium Alto



CUBICO Premium Alto // 40×40×105 cm
white high-gloss: Art. No. 18230
charcoal metallic: Art. No. 18233
scarlet red high-gloss: Art. No. 18249
taupe high-gloss: Art. No. 18234
black high-gloss: Art. No. 18239
silver metallic: Art. No. 18238
espresso metallic: Art. No. 18231

CURSIVO Premium



CURSIVO Premium 30 // 30×30×49 cm
white high-gloss: Art. No. 16600
charcoal metallic: Art. No. 16603
scarlet red high-gloss: Art. No. 16605
taupe high-gloss: Art. No. 16604
black high-gloss: Art. No. 16609
silver metallic: Art. No. 16608
espresso metallic: Art. No. 16606



CURSIVO Premium 40 // 40×40×67 cm
white high-gloss: Art. No. 16620
charcoal metallic: Art. No. 16623
scarlet red high-gloss: Art. No. 16625
taupe high-gloss: Art. No. 16624
black high-gloss: Art. No. 16629
silver metallic: Art. No. 16628
espresso metallic: Art. No. 16626



DELTA 10/20



DELTA 10 // 30×11×13 cm
white high-gloss: Art. No. 15460
charcoal metallic: Art. No. 15467
scarlet red high-gloss: Art. No. 15469
taupe high-gloss: Art. No. 15466
pastel violet high-gloss: Art. No. 15465



DELTA 20 // 40×15×18 cm
white high-gloss: Art. No. 15560
charcoal metallic: Art. No. 15563
scarlet red high-gloss: Art. No. 15579
taupe high-gloss: Art. No. 15566
pastel violet high-gloss: Art. No. 15572
espresso metallic: Art. No. 15577

DELTA Premium




DELTA Premium 30 // 30×56 cm
white high-gloss: Art. No. 15500
charcoal metallic: Art. No. 15503
scarlet red high-gloss: Art. No. 15519



DELTA Premium 40 // 40×75 cm
white high-gloss: Art. No. 15540
charcoal metallic: Art. No. 15543
scarlet red high-gloss: Art. No. 15559



MINI-DELTINI/DELTINI



MINI-DELTINI // 10×13 cm
white high-gloss: Art. No. 14950
charcoal metallic: Art. No. 14949
scarlet red high-gloss: Art. No. 14960
taupe high-gloss: Art. No. 14959



DELTINI // 14×18 cm
white high-gloss: Art. No. 14900
charcoal metallic: Art. No. 14903
scarlet red high-gloss: Art. No. 14919
taupe high-gloss: Art. No. 14904

* Only DELTA 20

MINI-CUBI/ MAXI-CUBI



MINI-CUBI // 9 × 9 × 18 cm
white high-gloss: Art. No. 18120
charcoal metallic: Art. No. 18123
scarlet red high-gloss: Art. No. 18121



MAXI-CUBI // 14 × 14 × 26 cm
white high-gloss: Art. No. 18050
charcoal metallic: Art. No. 18053
scarlet red high-gloss: Art. No. 18051

Orchidea



ORCHIDEA // 18 × 18 × 20 cm
white matt: Art. No. 13960
scarlet red matt: Art. No. 13962
slate matt: Art. No. 13961

New

OJO



OJO // 21 × 21 × 15,75 cm
ocean blue: Art. No. 19044
raven black: Art. No. 19047
fire red: Art. No. 19046



OJO // 21 × 21 × 15,75 cm
ruby pink: Art. No. 19041
aquamarine: Art. No. 19043
apple green: Art. No. 19042

New

OJO Plant Set



OJO Plant Set // 6 × 24 × 24 cm
Art. No. 19090
includes: Wheatgrass seeds,
LECHUZA-PON, plant plate

QUADRO Premium LS



QUADRO Premium LS 21 // 21 × 21 × 20 cm
white high-gloss: Art. No. 16127
charcoal metallic: Art. No. 16123
scarlet red high-gloss: Art. No. 16127
taupe high-gloss: Art. No. 16125
black high-gloss: Art. No. 16129
silver metallic: Art. No. 16128
espresso metallic: Art. No. 16121



QUADRO Premium LS 28 // 28 × 28 × 26 cm
white high-gloss: Art. No. 16140
charcoal metallic: Art. No. 16143
scarlet red high-gloss: Art. No. 16147
taupe high-gloss: Art. No. 16145
black high-gloss: Art. No. 16149
silver metallic: Art. No. 16148
espresso metallic: Art. No. 16141



QUADRO Premium LS 35 // 35 × 35 × 33 cm
white high-gloss: Art. No. 16160
charcoal metallic: Art. No. 16163
scarlet red high-gloss: Art. No. 16167
taupe high-gloss: Art. No. 16165
black high-gloss: Art. No. 16169
silver metallic: Art. No. 16168
espresso metallic: Art. No. 16161



QUADRO Premium LS 43 // 43 × 43 × 40 cm
white high-gloss: Art. No. 16180
charcoal metallic: Art. No. 16183
scarlet red high-gloss: Art. No. 16187
taupe high-gloss: Art. No. 16185
black high-gloss: Art. No. 16189
silver metallic: Art. No. 16188
espresso metallic: Art. No. 16181



QUADRO Premium LS 50 // 50 × 50 × 47 cm
white high-gloss: Art. No. 16280
charcoal metallic: Art. No. 16283
scarlet red high-gloss: Art. No. 16287
taupe high-gloss: Art. No. 16285
black high-gloss: Art. No. 16289
silver metallic: Art. No. 16288
espresso metallic: Art. No. 16281



**Practical planter liner
with color-coordinated liner handle.**

RONDO Premium



RONDO Premium 32 // 32 × 56 cm
white high-gloss: Art. No. 15780
charcoal metallic: Art. No. 15783
scarlet red high-gloss: Art. No. 15799
taupe high-gloss: Art. No. 15784
black high-gloss: Art. No. 15789
silver metallic: Art. No. 15788
espresso metallic: Art. No. 15797



RONDO Premium 40 // 40 × 75 cm
white high-gloss: Art. No. 15740
charcoal metallic: Art. No. 15743
scarlet red high-gloss: Art. No. 15759
taupe high-gloss: Art. No. 15744
black high-gloss: Art. No. 15749
silver metallic: Art. No. 15748
espresso metallic: Art. No. 15757

YULA planter



YULA planter // 17 × 17 × 15 cm
white/pistachio satin: Art. No. 13872
white/grey satin: Art. No. 13862
white/pearl rose satin: Art. No. 13892

YULA plant bag



YULA plant bag // 38 × 18 × 17 cm
white/pistachio satin: Art. No. 13871
white/grey satin: Art. No. 13861
white/pearl rose satin: Art. No. 13891

YULA Vase Flower



YULA Vase Flower // 14 × 14 × 21 cm
white/pistachio satin: Art. No. 13873
white/grey satin: Art. No. 13863
white/pearl rose satin: Art. No. 13893

Luxury Line

Exquisite, elegant, exclusive. A line for everyone who loves luxury and can appreciate the charm of unmistakably-beautiful design. Dress your space in style – discover HAVALO.

New HAVALO 25 Vase



HAVALO 25 Vase // 24 × 24 × 112 cm
basalt grey: Art. No. 15998
moon grey: Art. No. 15997
seashell nude: Art. No. 15996

WHAT MAKES OUR LECHUZA PLANTERS SO SPECIAL?

OUR PRODUCTS NOT ONLY IMPRESS WITH WORLD-CLASS DESIGN, THEY ALSO INCLUDE COUNTLESS INGENUOUS FEATURES. EXPERIENCE LECHUZA'S UNIQUE QUALITY FOR YOURSELF!

INTELLIGENT IRRIGATION SYSTEM



All of our planters feature an intelligent irrigation system

WIDE RANGE OF ACCESSORIES



A comprehensive selection of accessories is available for many of our planters

IMPACT-RESISTANT



Our planters are very sturdy and impact-resistant

100% RECYCLABLE



Our planters are 100% recyclable

ULTRALIGHT



The high-quality plastic design makes our planters as light as a feather

UV-RESISTANT AND FROSTPROOF



Our premium materials are frostproof and UV-resistant

IRRESISTIBLY-STYLISH DESIGN
WITH AN UNFORGETTABLE FEEL
AND SUBTLE, NUANCED COLORS.



New
HAVALO 30



HAVALO 30 // 33 × 33 × 60 cm
basalt grey: Art. No. 15968
moon grey: Art. No. 15967
seashell nude: Art. No. 15966

New
HAVALO 40



HAVALO 40 // 41 × 41 × 37 cm
basalt grey: Art. No. 15978
moon grey: Art. No. 15977
seashell nude: Art. No. 15976

New
HAVALO 60



HAVALO 60 // 60 × 60 × 85 cm
basalt grey: Art. No. 15988
moon grey: Art. No. 15987
seashell nude: Art. No. 15986

ACCESSORIES

Original accessories from LECHUZA give you even more options for showcasing your plants. Be inspired by the possibilities.

Green Wall



Metal strip black // 48 × 0.2 × 10 cm
fits: CUBE Color 14, CUBE Glossy 14,
CUBE Color Triple, CUBE Glossy Triple
Art. No. 13401



Metal strip black // 4 × 6 × 14 cm
fits: CUBE Color 14, CUBE Glossy 14,
CUBE Color Triple, CUBE Glossy Triple
Art. No. 13397



Green Wall Home Kit by LECHUZA
The stylish and practical option for
creating your very own green wall.

BALCONERA



BALCONERA brackets // 4.5 × 18 × 19 cm
fits: BALCONERA Color/Cottage/Stone 50/80
black: Art. No. 19033
white: Art. No. 19030



BALCONERA Add-On Brackets // 54–74 cm
fits: BALCONERA Color/Cottage/Stone 50/80
black: Art. No. 19035
white: Art. No. 19034



Perfect for your balcony
Practical brackets
easily attach to
balcony railings.

YULA Macramé



Macramé white // 85 cm
fits: YULA planter
Art. No. 13879



Trendy and practical
Artfully-stitched macramé
for hanging your
YULA planter.

Coaster



Coaster black // 26 × 5.8 cm
fits: CLASSICO Color 43, CLASSICO Premium LS 43, QUADRO Premium LS 43
Art. No. 19880

Coaster black // 36 × 5.8 cm
fits: CLASSICO Premium 60, CUBE Premium 50, CURSIVO Premium 50, CUBE Cottage 50
Art. No. 13503



Coaster // 32 × 32 × 4.5 cm
fits: CUBICO Premium 30, CUBICO Cottage 30, CUBICO Color 30
charcoal metallic: Art. No. 13427
white: Art. No. 13425

Coaster black // 30 × 5.8 cm
fits: CLASSICO Premium LS 50 QUADRO Premium LS 50, CUBE Premium 40, CURSIVO Premium 40, CUBE Cottage 40, CANTO STONE 40,
Art. No. 13403

Coaster black // 42 × 5.8 cm
fits: CLASSICO Premium 70
Art. No. 13603

Coaster // 41 × 41 × 4.5 cm
fits: CUBICO Premium 40, CUBICO Cottage 40, CUBICO Color 40
charcoal metallic: Art. No. 13417

TRIO



Pedestal black // 98 × 30 × 15 cm
fits: TRIO Cottage 30, TRIO Stone 30
Art. No. 15012

Pedestal black // 127 × 38 × 15 cm
fits: TRIO Cottage 40
Art. No. 15032



Trellis black // 86 × 135 cm
fits: TRIO Cottage 30, TRIO Stone 30
Art. No. 15011

Trellis black // 113 × 170 cm
fits: TRIO Cottage 40
Art. No. 15031

Stick³



Wick³ // spare part
fits: CUBE Color 14, CUBE Color 16, CUBE Color Triple, CUBE Glossy 14, CUBE Glossy 16, CUBE Glossy Triple, CANTO Stone 14, YULA planter and bag, OJO
3 wicks: Art. No. 19949

Plant plate



Plant plate // 10.3 × 2 cm
fits:
CUBE Color 14, CUBE Color 16, CUBE Color Triple, CUBE Glossy 14, CUBE Glossy 16, CUBE Glossy Triple, CANTO Stone 14, YULA planter, OJO
Art.-No. 19091

fits:



CUBE 14/16



CUBE Triple



CANTO 14



YULA



OJO

Hand pump



LECHUZA hand pump // 200 g
Art. No. 19711



Too much water?
No problem: Our hand pump lets you pump excess water from the reservoir.

PON scoop large



LECHUZA-PON scoop // 1 liter
bonbon: Art. No. 19063
slate: Art. No. 19062
pistachio: Art. No. 19061



Clean planting
The PON scoop cleanly pours plant substrate into the planter.

PON scoop small



LECHUZA-PON scoop // 0.1 liter
bonbon: Art. No. 19073
slate: Art. No. 19072
pistachio: Art. No. 19071

PICO watering aid



PICO watering aid
May green: Art. No. 19916
slate: Art. No. 19943
bonbon: Art. No. 19944



Water without spilling
The practical spout fits all watering cans with openings of up to 1 in.

YULA watering can



YULA watering can // 30 × 14 × 22 cm
white/pistachio satin: Art. No. 13870
white/grey satin: Art. No. 13860
white/pearl rose satin: Art. No. 13890

PLANT SUBSTRATES AND FERTILIZER

The right substrate for every need. Discover our four original LECHUZA plant substrates for your green roommates!

LECHUZA-PON



LECHUZA-PON
3 L: Art. No. 19560
6 L: Art. No. 19561
12 L: Art. No. 19562
18 L: Art. No. 19563

TERRAPON



TERRAPON
6 L: Art. No. 19571
12 L: Art. No. 19572

LECHUZA slow-release fertilizer PERFECT FLOWER



**LECHUZA slow-release fertilizer
PERFECT FLOWER**
100 g: Art. No. 19600

LECHUZA slow-release fertilizer PERFECT LEAF



**LECHUZA slow-release fertilizer
PERFECT LEAF**
100 g: Art. No. 19601

ORCHIDPON



ORCHIDPON
3 L: Art. No. 19580
6 L: Art. No. 19581

VEGGIEPON



VEGGIEPON
6 L: Art. No. 19591
12 L: Art. No. 19592

PERFECT ORCHID FLUID



**Liquid fertilizer for orchids
PERFECT ORCHID FLUID**
250 ml: Art. No. 19609

ORCHID GLOSS



**Leaf shine spray for orchids
ORCHID GLOSS**
250 ml: Art. No. 19610



LECHUZA IN STORES

HOW TO FIND US AT YOUR LOCAL RETAILER

Would you like to experience the quality of our products for yourself?
Then visit your nearest retailer today and ask for LECHUZA!

How does your preferred color look in daylight? Would you prefer matte or high-gloss?
And is the planter really the right size for you?

Sometimes an illustration is not enough to help you find the right planter.
Your local retailer offers a wide selection from the LECHUZA assortment along
with expert advice so you're sure to find the right planter.



May vary from image shown

ALWAYS INFORMED

Look for our latest flyers, brochures, and catalogs at your local retailer! That way, you will always have access to the latest information and news from LECHUZA.

No LECHUZA information in sight? Simply contact your local retailer!



May vary from image shown



The party is
far from over ...

VISIT US
AT
WWW.LECHUZA.WORLD

Would you like to learn more about LECHUZA and find a retailer near you? You can find LECHUZA planters at your local retailer online at www.lechuza.com or in LECHUZA stores.

 @LechuzaDeutschland

 @lechuza.world

 youtube.com/lechuza

LECHUZA geobra Brandstätter Stiftung & Co. KG . Brandstätterstr. 2–10 . 90513 Zirndorf . Germany
Phone: +49 911 9666-2660 . Fax: +49 911 9666-1303 . Email: service@lechuza.com . www.lechuza.com
Many of the products featured in this catalog are protected in numerous countries by industrial property rights for geobra Brandstätter Stiftung & Co. KG. The name LECHUZA is a registered trademark © 2019.
Errors, changes and printing errors excepted. This brochure was printed in Germany on chlorine-free bleached paper.



MIX
From responsible
sources

FSC® C011346